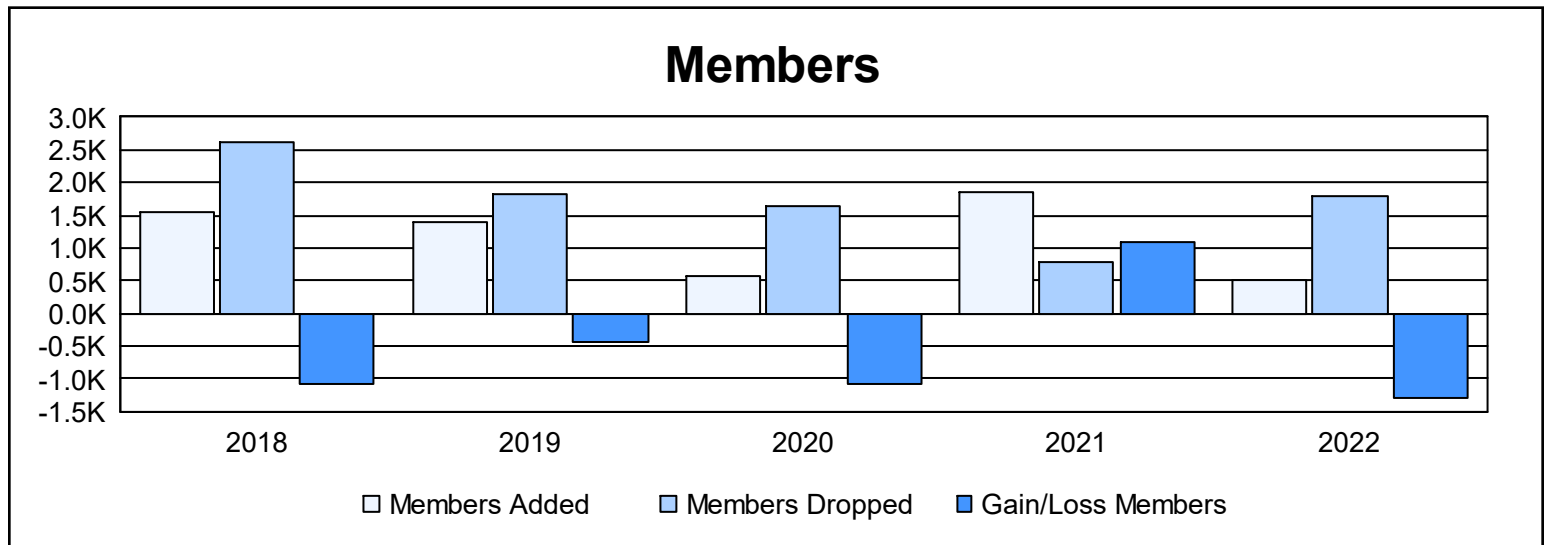
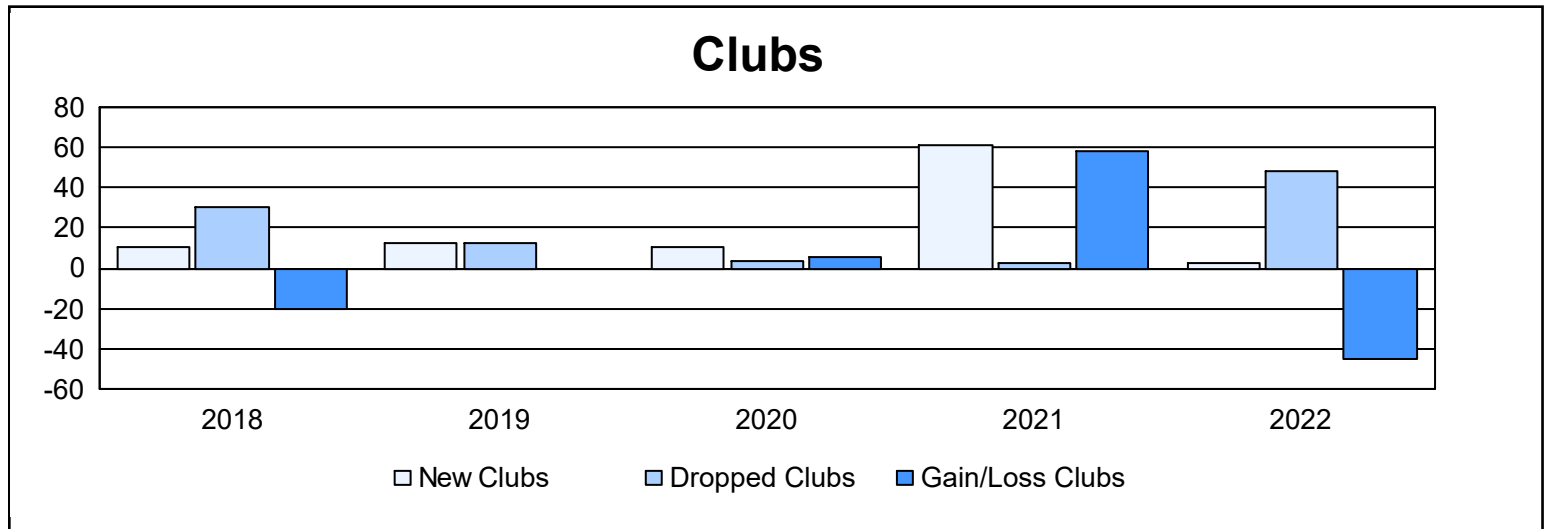
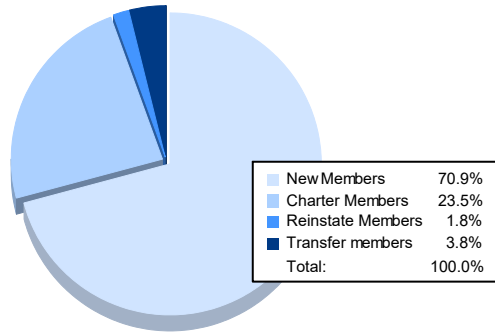


Year	New Clubs	Dropped Clubs	Gain/ Loss Clubs	New Members	Charter Members	Reinstate Members	Transfer Members	Total Member Added	Total Members Dropped	Gain/ Loss Members
2017-2018	10	30	-20	1,116	267	162	10	1,555	2,618	-1,063
2018-2019	12	12	0	193	681	119	390	1,383	1,831	-448
2019-2020	10	4	6	240	244	5	85	574	1,653	-1,079
2020-2021	61	3	58	485	1,346	20	3	1,854	778	1,076
2021-2022	3	48	-45	359	119	9	19	506	1,801	-1,295
<b>Average</b>	<b>19</b>	<b>19</b>	<b>0</b>	<b>479</b>	<b>531</b>	<b>63</b>	<b>101</b>	<b>1,174</b>	<b>1,736</b>	<b>-562</b>



### Membership Composition June 2022 Cumulative



### Gender Composition June 2022 Cumulative

